

Poly Zips®

Application: For fixing polycarbonate roofing to timber and thin metal battens.

Features

- Predrills its own expansion hole.
- Save up to 50% installation time!
- Patent pending wing design drills an over sized hole into the polycarbonate material.

Hex. Head with 26mm EPDM Washer

Gauge	T.P.I	Length	Pack
14	14	50	500
			50
14	14	65	500
			25



Step 1: Insert Poly Zips® into 5/16 socket and carefully position screw in centre of sheet crest to prevent any skidding or scratching.

Step 2: Using a variable speed screw gun, start drilling slowly keeping screw straight to give you the correct oversized hole in your polycarbonate material.

Step 3: Keep driving screw until it engages into the batten and EPDM washer sits securely. Do not over tighten screw, as it may cause failure.

Poly Zips® is suitable for fixing into both timber and thin metal battens up to 1mm thick.

Some hardwoods may require pre-drilling.

Always check with material supplier recommendations for number of fasteners and spacing's required.

ACCESSORIES

Dome Washers (EPDM)

Size	Colour	Pack
23mm	Grey	1000

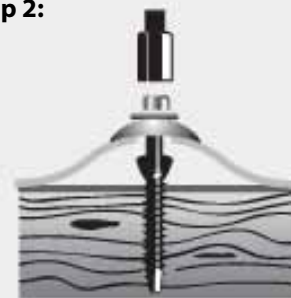
Step 1:



Step 2:



Step 2:



Metroll Newcastle

ABN 97 001 446 439
268 Macquarie Road
WARNERS BAY NSW 2282
AUSTRALIA

P: +61 (0)2 4954 5799

F: +61 (0)2 4954 0891

sales@metrollnewcastle.com.au

www.metrollnewcastle.com.au

Fibreglass Tek[®]

Application: For fixing fibreglass sheeting to sheet purlins.

Features

- Save up to 50% installation time!
- New Tek[®] drill point for fast and easy fastening into steel purlins from 1.2mm to 5mm thick (2.4mm lapped battens).
- Patent pending wing design drills an over sized hole into the fibreglass material.
- New Weather-Lok 2 washer - improves outdoor performances and ability to withstand higher temperatures and harsher environments.

Hex. Head with 32mm Weather-Lok 2 Washer

Gauge	T.P.I	Length	Pack
14	14	65	500

Step 1: Insert Fibreglass-Teks[®] into 5/16 socket and firmly position screw in centre of sheet crest* to prevent any skidding or scratching.

* Suitable for roofing profile heights 18mm to 29mm (M6.5x65mm) & 40mm to 62.5mm (M6.5x85mm)

Step 2: Using a variable speed screw gun, start drilling slowly keeping screw straight to give you the correct oversized hole in your fibreglass material.

Step 3: Keep driving screw until it engages into steel purlin* and Weather-Lok[®] washer sits securely.

Do not over tighten screw.

*Suitable for purlins 1.2mm to 5.0mm thick

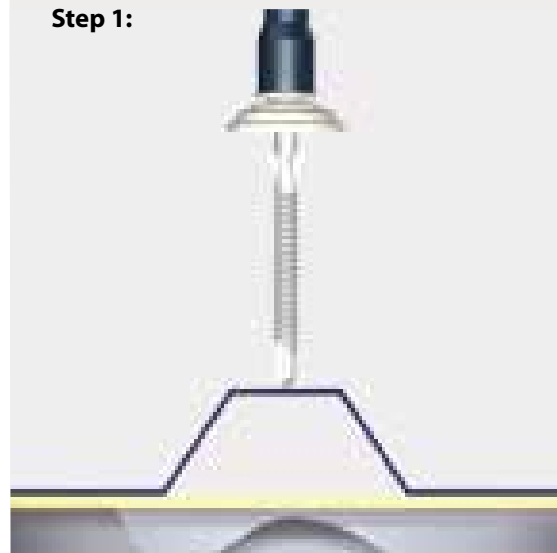
Always check with material supplier recommendations for number of fasteners and spacing's required.

ACCESSORIES

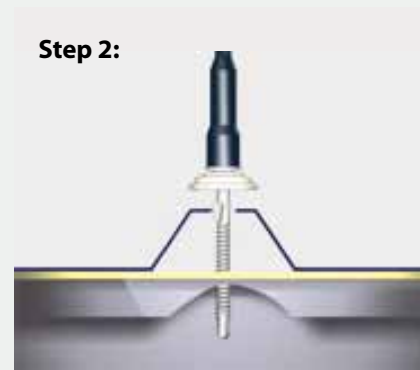
Weather-Lok 2 Washer

Size	Colour	Pack
32mm	Grey	1000

Step 1:



Step 2:



Step 2:



Metroll Newcastle

ABN 97 001 446 439

268 Macquarie Road

WARNERS BAY NSW 2282

AUSTRALIA

P: +61 (0)2 4954 5799

F: +61 (0)2 4954 0891

sales@metrollnewcastle.com.au

www.metrollnewcastle.com.au

Sealing Washers

Dome Washers (EPDM)



Application: For use with polycarbonate and fibreglass sheeting.

Size	Colour	Pack
23mm	Grey	1000

Weather-Lok Washers



Application: For use with fibreglass, PVC and fibre cement sheeting.

Size	Colour	Pack
20mm	Grey	100
20mm	Grey	1000
32mm	Grey	100
32mm	Grey	1000

Metroll Newcastle

ABN 97 001 446 439
268 Macquarie Road
WARNERS BAY NSW 2282
AUSTRALIA
P: +61 (0)2 4954 5799
F: +61 (0)2 4954 0891
sales@metrollnewcastle.com.au
www.metrollnewcastle.com.au