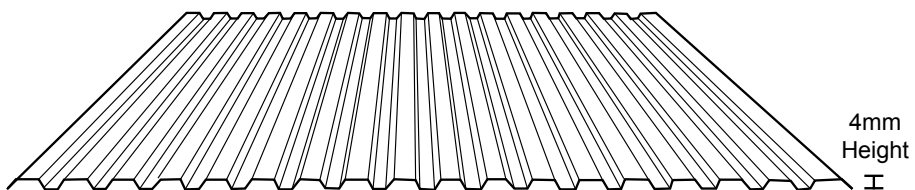


Shadow Line Cladding Profile

METRIB®



About METRIB®

Metroll's METRIB® cladding profile comes in ZINCALUME® steel and a wide variety of COLORBOND® steel colours.

It can be applied to internal as well as external structures but it requires underlying support infrastructure.

The longitudinal flutes provide rigidity along the length of the sheet whilst retaining full flexibility across the width.

METRIB® can be used on interior or exterior walls, on straight or curved surfaces and with the flutes installed in a horizontal or vertical direction.

Designed as a low rib, flute profile, METRIB® is suitable for many applications where flat sheets cannot be used, including sheds, portable buildings, bus shelters, internal wall linings, soffits and the inner curve of arches.



*BMT means Base Metal Thickness

Benefits

- Low rib profile
- Straight & curved surfaces
- Durable & strong
- Easy & fast to install
- Multipurpose
- Can be used as lining
- Almost flat profile
- Can be used in place of fibre cement or plasterboard

Fasteners

Location of Fasteners at Supports

METRIB® may be fastened to timber or steel supports by valley fixing. There should be 4 fixings per sheet at ends and end laps and 4 fixings per sheet at intermediate supports. Always face side laps away from prevailing weather.

Softwood & Hardwood Timber Supports

M6 - 11 x 25mm Roof Zips®, Hex Head

Steel Supports

Metal purlins and battens to a maximum of 3.5 mm with Teks® 10 x 16mm

Installation

Length

Metroll supplies METRIB® sheeting cut to order as required, but is normally limited to 5m in length. Lengths to be manufactured need to be site measurements, not those taken off plans. Length tolerance of METRIB® is $\pm 0-15$ mm.

Handling of Material

When handling METRIB® care should be taken to preserve the quality of the finish. Packs should be kept dry and stored above ground on dunnage whilst on site. If sheets become wet, these need to be separated, wiped and placed in the open air to dry.





Cutting

METRIB® cladding can be cut by using a circular saw with a metal cutting blade, power shears or nibblers. When you cut COLORBOND® steel sheeting ensure the coloured surface is placed downwards to lessen the likelihood of swarf being embedded in the exposed surface.

Clean Up

Prior to departing the work site at the end of each work day, remove all debris, screws, rivets and especially any swarf from drilling or cutting from the roof surface. Failure to do this may result in premature corrosion of the cladding material.

Compatibility

Never use lead flashings with ZINCALUME® steel or COLORBOND® steel wall cladding.

Other Materials

METRIB® wall cladding can be roll formed to order in ZINCALUME® steel, galvanised steel or COLORBOND® steel colours. Please enquire at your local Metroll branch as to colours, lead time and availability.

Harsh Environments

Avoid using METRIB® cladding within 1km of industrial, chemical, marine or unusually corrosive environments. If your project is located within a corrosive region please contact your nearest Metroll office for advice on the right product to use.

Design & Building Specifications

Designs and drawings need to specify METRIB® as manufactured by Metroll Pty Ltd. METRIB®, needs to be fixed in a workmanlike manner and in accordance with the manufacturer's recommendations.

Availability & Delivery

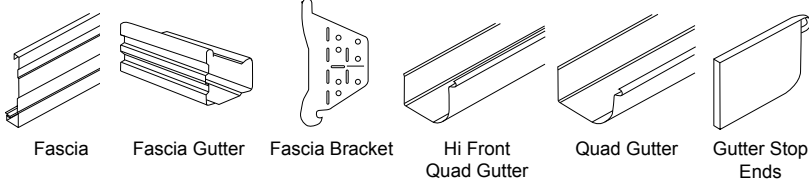
METRIB® is available directly from the national network of Metroll offices. Please contact your local Metroll office or distributor for relevant delivery days to your area.

Please assist us to supply your material in good order by ensuring that suitable arrangements have been made to unload our trucks.

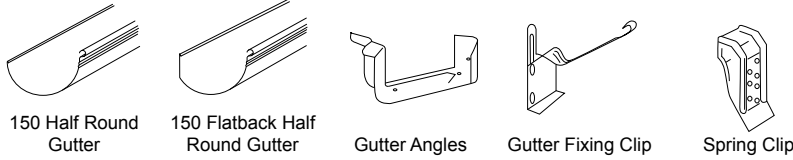
You can avoid damage when lifting long lengths of sheeting by crane by evenly loading the sheets.

CHECKLIST Do you require any of the following?

Fascias, Gutters & Ancillary Items

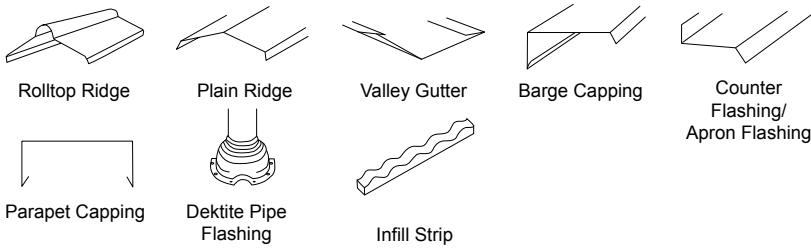


Fascia Fascia Gutter Fascia Bracket Hi Front Quad Gutter Quad Gutter Gutter Stop Ends



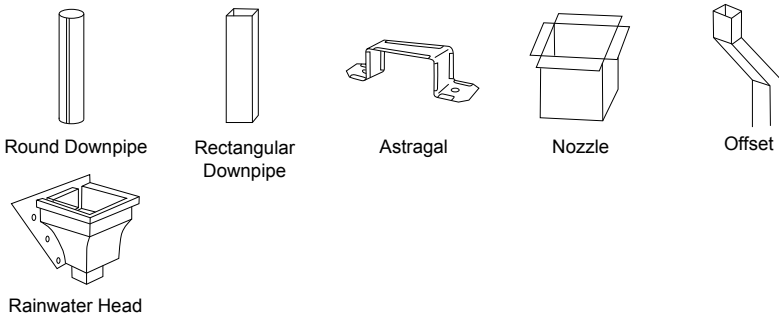
150 Half Round Gutter 150 Flatback Half Round Gutter Gutter Angles Gutter Fixing Clip Spring Clip

Flashings & Cappings



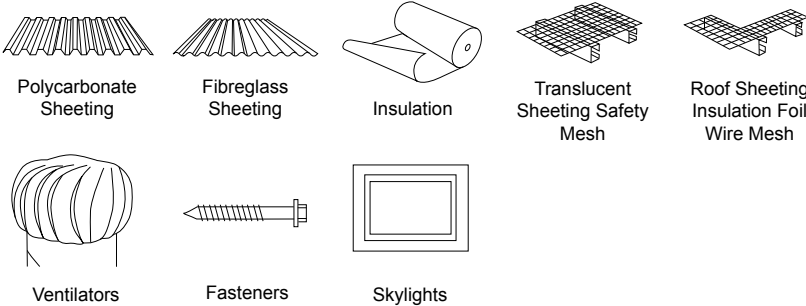
Rolltop Ridge Plain Ridge Valley Gutter Barge Capping Counter Flashing/Apron Flashing Parapet Capping Deklite Pipe Flashing Infill Strip

Downpipes & Ancillary Items



Round Downpipe Rectangular Downpipe Astragal Nozzle Offset Rainwater Head

Other Products



Polycarbonate Sheeting Fibreglass Sheeting Insulation Translucent Sheeting Safety Mesh Roof Sheeting Insulation Foil Wire Mesh Ventilators Fasteners Skylights

Distributed By:

Metroll Pty Ltd. ABN 97 001 446 439. All reasonable care has been taken in the compilation of the information contained in this brochure. All recommendations on the use of our products are made without guarantee as conditions of use are beyond the control of Metroll Pty Ltd. It is the customers responsibility to ensure that the product is fit for its intended purpose and that the actual conditions of use are suitable. Metroll Pty Ltd, pursues a policy of continuous development and reserves the right to amend specifications without prior notice. The Metroll M and Logo are registered trademarks of Metroll Pty Ltd.

AQUAPLATE®, COLORBOND®, GALVSPAN®, ZINCALUME® steels, Thermatech® are all registered trade marks of BlueScope Steel Limited.



NSW Branches

METROLL - Sydney

165 Airds Road, Minto, NSW 2566
PO BOX 1665, Campbelltown, NSW 2560
P: 1300 766 346 (Australia)
F: 1300 766 347 (Australia)
E: sales@sydney.metroll.com.au
www.metroll.com.au/sydney

METROLL - Newcastle

268 Macquarie Road, Warners Bay, NSW 2282
PO BOX 267, Cardiff, NSW 2285
P: (02) 4954 5799 | F: (02) 4954 0891
E: sales@metrollnewcastle.com.au
www.metrollnewcastle.com.au

METROLL - Tamworth

Lot 2 Jewry Street, Tamworth, NSW 2340
PO BOX W3177, West Tamworth, NSW 2340
P: (02) 6765 4799 | F: (02) 6765 2672
E: sales@tamworth.metroll.com.au
www.metroll.com.au/tamworth

METROLL - Lismore

29 Krauss Avenue, South Lismore, NSW 2480
P: (02) 6622 6677 | F: (02) 6622 6678
E: sales@lismore.metroll.com.au
www.metroll.com.au/lismore

METROLL - Dubbo

3 Jannali Road, West Dubbo, NSW 2830
PO BOX 615, Dubbo, NSW 2830
P: (02) 6883 4800 | F: (02) 6882 8008
E: sales@dubbo.metroll.com.au
www.metroll.com.au/dubbo

METROLL - Wagga Wagga

560 Byrnes Road, Bomen, NSW 2650
PO BOX 672, Wagga Wagga, NSW 2650
P: (02) 5924 4500 | F: (02) 5924 4599
E: wagga@metroll.com.au
www.metroll.com.au/wagga

Palmer Steel Frame & Truss P/L Narrabri

15 Kaputar Road, Narrabri, NSW 2390
PO BOX 294, Narrabri, NSW 2390
P: (02) 6792 1082 | F: (02) 6792 4322
E: info@palmerframes.com.au
www.palmerframes.com.au

For other state contacts visit
www.metroll.com.au