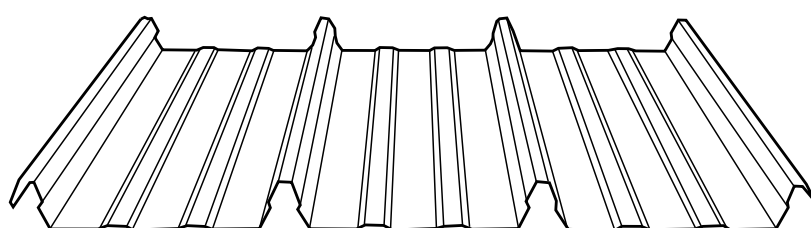


Concealed Fixing System

METLOK[®] 700



Height
42mm
I



Metroll[®]

BETTER SERVICE • BETTER BUILDING SOLUTIONS

About METLOK® 700

METLOK® 700 is custom length steel roofing manufactured from 0.42mm and 0.48mm BMT* COLORBOND® steel and ZINCALUME® steel sheeting grade G550/AZ150 (550MPa minimum yield stress) coated with a minimum 150gm² zinc/aluminium alloy.

Each sheet has a normal cover width of 700mm and is designed to lock over concealed fixing clips, which in turn are fixed to supporting members. It is manufactured by continuous roll form method.

METLOK® 700 is a preferred choice for new and renovated commercial/industrial applications but can also be used for domestic applications when a low roof pitch is specified.



*BMT means Base Metal Thickness

Minimum Roof Pitch

For roofs with continuous sheets and no end laps the minimum roof pitch is 1° (1 to 60) to prevent ponding from occurring this minimum pitch must be adhered to at all points of the roof.

For roofs with end laps the minimum lap is 200mm for pitches between 5° and 15° and 150mm above 15°. For walls allow maximum end laps of 100mm.

End laps in roofs of less than 5° should be sealed with a suitable sealant. The sealant should be in two runs; one at the low end of the lap to prevent moisture being drawn in by capillary action. The other should be at the high end of the lap to prevent condensation that may form under the top sheet, from draining down the underside and entering the lap.

Sheets should be laid in the opposite direction to the prevailing weather.

Architectural Specs

The roofing/walling needs to be 0.42mm or 0.48mm BMT METLOK® 700 decking in continuous lengths with trapezoidal ribs 0.42mm high spaced at 233mm centres.

Sheeting material needs to be protected steel sheet to AS1397 with a minimum yield stress of 550Mpa (grade G550).

Material to consist of a zinc-aluminium coating (AZ150) on both sides of the steel sheet, with or without an oven-baked paint film of selected colour.

The sheeting is to be fixed to the purlins/girts in accordance with the manufacturers recommendations, using manufacturer specified and supplied clips.

Clips need to be fastened using four screws to purlins/girts in accordance with AS3566, Class 4.

Turn high ends of the sheet up, and gutter ends down to the extent, and using the tool, specified in the manufacturer's installation guide.

All flashings trims and closures to the adjoining work need to be made from matching material, or from other approved compatible material and formed, notched and fitted so as to present, a neat and workmanlike finished job in accordance with the installation code for metal roofing.

Installation

Length

Metroll supplies METLOK® 700 sheeting cut to order as required depending on load limit regulations set by the relevant local transport authority. Lengths to be manufactured need to be site measurements, not those taken off plans. Length tolerance of METLOK® 700 is ±0-15mm.

Availability & Delivery

You can help us to supply your material in good order by ensuring that you have made suitable arrangements to have your goods unloaded from our trucks. When lifting long lengths by crane please ensure that the sheet load is evenly spread. Where a crane cannot be made available it is the customer's responsibility to provide sufficient labour to assist the driver in unloading.

Handling of Material

When handling METLOK® 700 care should be taken at all times to preserve the quality of the finish. Packs should be kept dry and stored above ground on dunnage whilst on site. If sheets do become wet, these need to be separated, wiped and placed in the open air to dry.

Walking on Sheeting

When walking on METLOK® 700 roof sheeting always wear flat rubber soled shoes and only walk over areas where you have purlin or batten supports. The specified walking path on METLOK® 700 is either pan next to the lapped edge ribs.

Preparation

Prior to laying sheets ensure that the tops of the purlins or battens are all in one plane by packing or easing between purlin and supports.

Sheet Fixing

The profile of METLOK® 700 consists of four 4 ribs connected by three 3 intermediate pans. The female rib is fitted over the top of the male rib and securely clips into position.

Specially designed clips are used to secure the METLOK® 700 sheeting down onto the supports. Each clip has three 3 legs, two long and one short clips which correspond to the centre and female ribs of the METLOK® 700 sheeting.

The clip allows the installers a slight amount of bracket "creep" to accommodate out of square buildings or other installer requirements. Clips are packed on their side to facilitate easier handling out of box. To determine the number of clips required, install one clip per batten/purlin per sheet plus clips to start and finish laying.

Benefits

- Low roof pitch
- Snap locking system
- Hidden fixing system
- Cost effective
- Quick installation
- Durable & strong
- Long lengths
- Large roof spans
- Suited to high wind areas

Fasteners

For Timber (F11 or Better)

Type 17 No.12 x 25mm Hex Head screws

Steel Supports

Fix metal purlins and battens to a maximum of 3.5mm with Teks® 12 x 30mm Hex Head screws

Fastening Sheets to Supports

METLOK® 700 may be crest fixed to timber or steel roofing or walling supports, or valley fixed to steel supports or timber walling supports. Fasteners need to be located at greater than 25mm from ends of sheets.

Stop Ending

For roof pitches below 15°, turn the pans at the top of sheets up 90° using a turn-up tool. This prevents the entry of water that has been driven by the wind beneath the flashing.

Lipping

For roof pitches below 15°, turn the pans at the bottom of the sheets down at 30° using a turn-down tool to prevent water running back along the underside of the sheet.

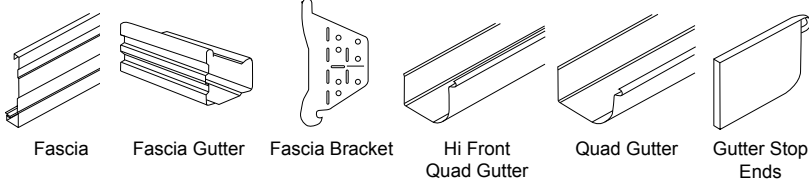
Scope

The triangular shape sheets need to be laid in such a manner that the approved side lap faces away from the prevailing winds. A minimum of 50mm needs to be provided for projection into gutters.

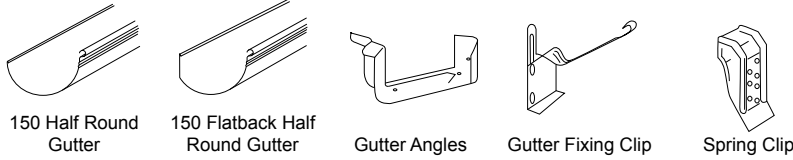
Flashings need to be provided in compatible material as specified and minimum cover for flashings needs to be 150mm. All debris and waste products including nuts, screws, cuttings and fillings need to be cleaned off daily.

CHECKLIST Do you require any of the following?

Fascias, Gutters & Ancillary Items

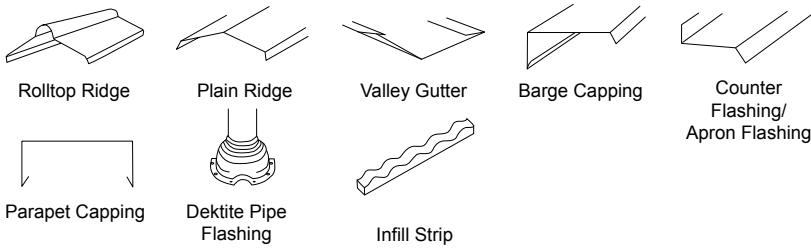


Fascia Fascia Gutter Fascia Bracket Hi Front Quad Gutter Quad Gutter Gutter Stop Ends



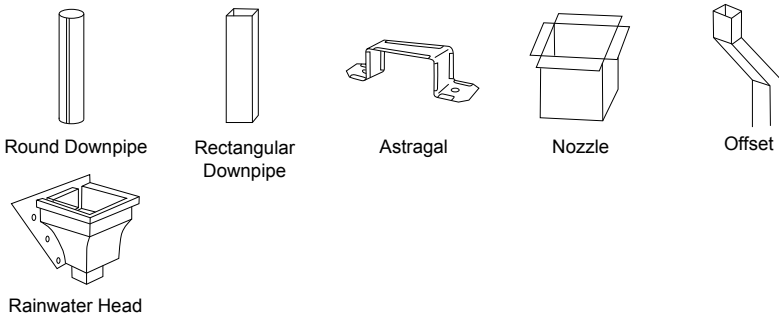
150 Half Round Gutter 150 Flatback Half Round Gutter Gutter Angles Gutter Fixing Clip Spring Clip

Flashings & Cappings



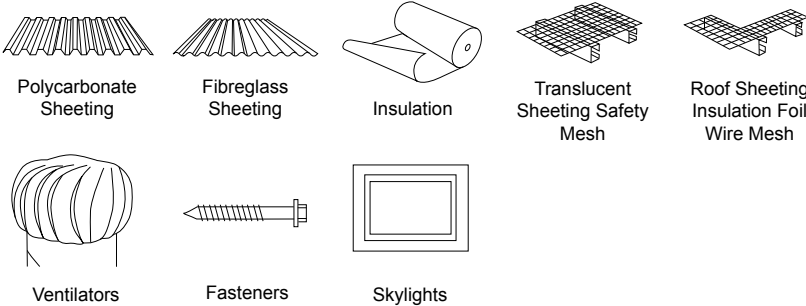
Rolltop Ridge Plain Ridge Valley Gutter Barge Capping Counter Flashing/Apron Flashing Parapet Capping Deklite Pipe Flashing Infill Strip

Downpipes & Ancillary Items



Round Downpipe Rectangular Downpipe Astragal Nozzle Offset Rainwater Head

Other Products



Polycarbonate Sheeting Fibreglass Sheeting Insulation Translucent Sheeting Safety Mesh Roof Sheeting Insulation Foil Wire Mesh Ventilators Fasteners Skylights

Distributed By:

Metroll Pty Ltd. ABN 97 001 446 439. All reasonable care has been taken in the compilation of the information contained in this brochure. All recommendations on the use of our products are made without guarantee as conditions of use are beyond the control of Metroll Pty Ltd. It is the customers responsibility to ensure that the product is fit for its intended purpose and that the actual conditions of use are suitable. Metroll Pty Ltd, pursues a policy of continuous development and reserves the right to amend specifications without prior notice. The Metroll M and Logo are registered trademarks of Metroll Pty Ltd.

AQUAPLATE®, COLORBOND®, GALVASPAN®, ZINCALUME® steels, Thermatech® are all registered trade marks of BlueScope Steel Limited.



NSW Branches

METROLL - Sydney

165 Airds Road, Minto, NSW 2566
 PO BOX 1665, Campbelltown, NSW 2560
 P: 1300 766 346 (Australia)
 F: 1300 766 347 (Australia)
 E: sales@sydney.metroll.com.au
 www.metroll.com.au/sydney

METROLL - Newcastle

268 Macquarie Road, Warners Bay, NSW 2282
 PO BOX 267, Cardiff, NSW 2285
 P: (02) 4954 5799 | F: (02) 4954 0891
 E: sales@metrollnewcastle.com.au
 www.metrollnewcastle.com.au

METROLL - Tamworth

Lot 2 Jewry Street, Tamworth, NSW 2340
 PO BOX W3177, West Tamworth, NSW 2340
 P: (02) 6765 4799 | F: (02) 6765 2672
 E: sales@tamworth.metroll.com.au
 www.metroll.com.au/tamworth

METROLL - Lismore

29 Krauss Avenue, South Lismore, NSW 2480
 P: (02) 6622 6677 | F: (02) 6622 6678
 E: sales@lismore.metroll.com.au
 www.metroll.com.au/lismore

METROLL - Dubbo

3 Jannali Road, West Dubbo, NSW 2830
 PO BOX 615, Dubbo, NSW 2830
 P: (02) 6883 4800 | F: (02) 6882 8008
 E: sales@dubbo.metroll.com.au
 www.metroll.com.au/dubbo

METROLL - Wagga Wagga

560 Byrnes Road, Bomen, NSW 2650
 PO BOX 672, Wagga Wagga, NSW 2650
 P: (02) 5924 4500 | F: (02) 5924 4599
 E: wagga@metroll.com.au
 www.metroll.com.au/wagga

Palmer Steel Frame & Truss P/L Narrabri

15 Kaputar Road, Narrabri, NSW 2390
 PO BOX 294, Narrabri, NSW 2390
 P: (02) 6792 1082 | F: (02) 6792 4322
 E: info@palmerframes.com.au
 www.palmerframes.com.au

For other state contacts visit
www.metroll.com.au